

Better Connected Living



Intelligent FTTH Gateways,
Ethernet Routers, Access Points
and Smart Home Solutions

About Icoteria



Icoteria is a leading European developer and manufacturer of standard-setting Fiber-to-the-Home (FTTH) CPE solutions. We pride ourselves on creating and delivering products with superior design, quality and performance, and are dedicated to providing fiber network operators with tailor-made, flexible and cost-effective solutions that fit their individual needs.

We are a technological leader in our field, with more than ten years of experience in fiber solutions. Our company headquarters are located in Denmark, while all of our R&D, manufacturing and customer support is in operation throughout Europe. Our hardware and software development is produced in-house, guaranteeing our customers the quality they need. We have proven our ability to adapt quickly and effectively to future technologies, working with customers to provide them with the services they require.

Our products and solutions are currently supporting the efforts of leading network operators throughout Europe, providing high-speed Internet broadband and content services to hundreds of thousands of private homes via the growing network of fiber-optic cables that are now being deployed across the continent.

Our mission is to enable our customers to deliver high quality FTTH solutions and services to their subscribers, providing them with additional revenue streams that contribute to their sustainable growth, both now and in the future.

Our goal is to provide our customers' subscribers with an innovative, 'Better Connected Living' experience. We do this by offering a growing ecosystem of applications and services, including Energy Management solutions, Alarm & Surveillance, Home Automation, Wi-Fi boosters and much, much more.



We aim to make our customers successful by delivering:

Quality that lasts

State-of-the-art FTTH P2P and GPON solutions, crafted with superior quality of design, components, software, and manufacturing.

Tailor-made solutions


Solutions that exceed the required standards, with multiple management systems integrated along with in-house R&D, allowing us to meet our customers' individual needs and requirements.

Innovation platform

New and innovative applications and products that combined with high-speed Internet broadband, enhance the experience of every FTTH end-user.

24/7 Support

The highest level of in-house customer support and after-market services in the industry, enabling fast and reliable handling of feature request and day-to-day support.





Customer Testimonials



"Icotera was chosen as our CPE partner as we believed they were best placed to fulfil all of our technical requirements at the very best price. Their innovative system is easy to install, looks great and has proven to have a very high level of quality. Their technical support team is quick to respond to our requests, and issues are always fixed quickly. We have been very happy with this partnership."

Michael Lund, Operations Manager
Syd Energi A/S



"We were looking for a reliable CPE partner for a fiber broadband project in Jordan, which also happened to be Orange's first attempt to convert almost all services to IPv6. Icotera appeared very professional and technically competent, and turned out to be the only vendor who could deliver to our exact specifications. With Icotera's proven success in IPv6 and implementation flexibility, they became the natural choice for Orange."

Nicola Fanous, Data Network Team Leader
Orange Jordan



"NTE considers Icotera to be a visionary fiber technology company, with many years of solid experience in P2P fiber CPE solutions. Icotera worked with us closely before, during and after the CPE selection phase, which made the overall experience a very positive one for both us and our customers. Looking into the future, Icotera has also been open-minded and solution-oriented to our new feature requests, and we therefore have great confidence in their ability to support our company in the future."

Tom André Sandal, Technical Manager
NTE

Design that makes a difference



reddot design award
product design 2013



Unique Industrial Design

The housing of Icotera gateways has been designed with both aesthetics and functionality in mind. In addition to holding the most powerful optical fiber residential gateways on the market, they also set a brand new standard for ease-of-installation and maintenance. This innovative design minimizes the total cost of ownership, delivering significant savings to our customers.

What's more, our units have been created to seamlessly fit in with the interiors of both modern and traditional households, with a discreet and compact design that still leaves a lasting impression.

Thanks to our belief in the best Danish practices in design and engineering, our units have even been awarded with the prestigious Red Dot award in product design.

It is not all about design though - optical fiber networks including the fiber infrastructure that sits within end-users households, benefits from an extremely long life, on a par with traditional telephony cabling. At Icotera we appreciate the longevity of this technology, which means that our fiber termination units (FTUs) have also been engineered to support future generations of optical fiber gateways.



Advanced
slide-on system

The innovative slide-on system built into our optical fiber gateways has been designed to make it simple to change gateways without interfering with the fiber installation.

This makes it easy for end-users to replace their gateways, and thereby dramatically cuts the costs for network operators.

This system is an integral part of Icotera FTUs and gateways, allowing for mechanical fixtures and the simple removal of the gateway, as well as facilitating stable and reliable optical interconnections.

The mechanical interface is universal in design, and will be featured in future generations of gateways, making for easy upgrades, simple maintenance and reduced costs.



Multi-purpose Fiber
Termination Unit

To support the expected impressive longevity of fiber installations, Icotera has designed an advanced, universal Fiber Termination Unit (FTU).

This FTU supports all types of fiber installation methodologies and facilitates the use of single or dual-fiber in both cable and tube. The FTU provides sufficient space for winding up and reversing the fibers in accordance with minimum bending radius requirements of standard fibers. There is also plenty of room for a gas block, fixtures for splicing rods, and a Wavelength Division Multiplex (WDM) filter.

This innovative design allows for a high-quality standard of the fiber installation, while minimizing labor and reducing the cost of installation and maintenance.

P2P FTTH Gateway

i6850

Residential Gateway

The Icotera i6850 residential gateway integrates optical Ethernet-based gigabit data transmission with Layer 2-4 functionality, VoIP, 802.11ac & bgn Wi-Fi, CATV and USB 3.0.

- Best-in-class 4x4 Wave 2 MU-MIMO Wi-Fi
- Integrated ICONS remote monitoring solution
- Ease of use & installation
- Vendor independent
- Smart Home platform
- Award-winning industrial design



Powerful hardware platform

The Icotera i6850 Fiber-to-the-Home (FTTH) gateway demonstrates its great strength by bringing together a wide feature set and flawless performance. Its foundation is built on a powerful, cutting-edge dual-core architecture. This, paired with an ASIC for packet forwarding, ensures the platform is always ready to cope with additional tasks while processing VoIP, Gigabit routing of IPv4 with NAT, IPv6 and stateful filtering, traffic switching/bridging and high speed Wi-Fi.

Next generation Wi-Fi solution

With Wi-Fi becoming the preferred communication technology inside the home, the need for fast and stable wireless connections is becoming ever more important. The i6850 delivers not only backwards compatibility with any 802.11a/b/g/n Wi-Fi certified device, but also includes the very latest standard – 802.11ac. With the added 802.11ac Wave 2 solution, the i6850 is capable of delivering 1700+300 Mbps and more than 1 Gbps of combined throughput in real home and office environment.

Innovative feature set

The i6850 provides exceptional Layer 2 functionality that can effortlessly handle 16 bridging instances, 16 Wi-Fi APs over 2 radios, multiple WAN interfaces, PPPoE and in-band secure management. The CATV AGC receiver offers broadband cable-television services to the subscriber with seamless monitoring

and configuration of the power levels. As an optional feature, this FTTH gateway offers a complete and customizable filter solution with low-pass filters for individual RF channel plans.

Ease of control

A great variety of management protocols (e.g. SNMP v1/v2, syslog, SSH, Telnet and TR-069) is integrated and supported, which guarantees effortless control over the i6850. Paired with our fail-proof, zero-touch auto provisioning mechanism, they provide easy and trouble-free daily operations. To guarantee trouble-free firmware roll-outs in harsh network environments, the i6850 also comes with dual-bank firmware.

Integrated Smart Home platform

The i6850 gateway supports 3rd party Smart Home platforms via state-of-the-art low-consuming wireless technology. A Smart Home platform offers great solutions for end-users within Alarm & Surveillance, Energy Management and Home automation. Via a cloud-based platform the i6850 connects to third party device-hardware, which makes the possibilities for connecting devices close to endless. For the network operator or service provider, a Smart Home platform offers a unique opportunity for additional revenue streams and higher customer loyalty.

i6850 Residential Gateway

FEATURES

- Best-in-class Wi-Fi Wave 2 4x4 MU-MIMO solution
- Vendor-independent
- Award-winning industrial design
- Integrated CATV solution
- Low power consumption
- Optional operator branding
- Extensive IPv6 support
- Customized firmware
- Built-in Smart Home platform

NETWORK COMMUNICATION WAN INTERFACE

- Single-mode fiber (ITU-T G.652) SC/PC connector
- 100BaseBX10/20 compliant
- 1000BaseBX10/20 compliant
- Tx: 1310 nm, Rx: 1480-1600 nm
- Full-duplex transmission
- Operating distance: 20 km
- Transmit power: -7 -- -2 dBm
- Receive sensitivity: -3 -- -23 dBm
- Class I Laser product
- Auto detection of 100Mbps or Gigabit

LAN INTERFACE

- 4 RJ45 connectors 10/100/1000 Base T(X)
- Auto-negotiation for speed and duplex
- Auto MDI/MDX
- Jumbo packets
- 802.1x
- Integrated cable tester, detects:
 - Short
 - Open
 - Impedance mismatch
 - Cable length

LAYER 2

- 16 bridge instances
- 64 byte forwarding at line rate
- Jumbo 9k packets
- IGMP v1/v2/v3 snooping
- 802.1p marking
- VLAN support
- Wi-Fi support
- Transparent IPv6 forwarding
- DHCP relay with option 82
- 2k address entries
- Rate-limit per switch port

Wi-Fi INTERFACES

802.11ac Wi-Fi

- 4x4 Wave 2 MU-MIMO
- 5 GHz band w/QAM256 and 80 MHz
- Authentication methods - Open - 802.1x - WEP64 - WEPI28 - WPA - WPA2
- Up to 8 SSIDs
- MAC filtering
- Advanced channel selection
- Software Tx power control
- Extensive monitoring
- Neighbour scanning
- Beamforming
- LDPC + STBC
- Wireless Client Isolation
- Band steering

802.11bgn Wi-Fi

- 2T2R MIMO
- 2.4 GHz band w/QAM64 and 40 MHz
- Authentication methods - Open - 802.1x - WEP64 - WEPI28 - WPA - WPA2
- Up to 8 SSIDs
- MAC filtering
- Advanced channel selection
- Software Tx power control
- Extensive monitoring
- Neighbour scanning
- Wireless Client Isolation
- Band steering

LAYER 3

- Virtual interfaces
- Multiple WAN interfaces in one router
- 64 byte forwarding at line rate with routing/NAT
- IGMP v1/v2/v3 proxy with fast-leave and monitoring
- Stateful Firewall
- IPv4 - SNAT, DNAT, DMZ - DNS proxy - DHCP client and server
- IPv6 - Prefix delegation RFC3769 - DHCP client
- PPPoE (termination)
- 2k HW connection tracking
- SW connection tracking
- RTSP stateful proxy
- Protocol helpers for: SIP, FTP, TFTP, PPTP, L2TP and IPSec
- DNS based Parental-Control
- Guest Access

QoS

- 8 queues
- Layer 2 and 3 QoS features - Packet classification marking - Queuing - Scheduling - Rate-limiting
- Marking and Queuing w/ 802.1p, ToS, DiffServ classification
- Globally shared rate-limiting queues

USB

- 1x USB 3.0 host
- 1x USB 2.0 host
- Prepared for: Z-Wave, ZigBee, CAT-iq, Storage, Printers

VoIP

- 2 separate POTS lines SIP (RFC3261)
- 5 REN support
- DTMF signalling - SIP INFO - Inband - Auto - RFC 2833
- Caller ID support (DTMF/FSK/DTMF DK)
- CLIR
- Advanced dialplan
- B-Number manipulation
- Class 5 services - Forward all calls - Forward on busy - Forward on no answer - Call waiting
- Codecs: G.711A a-law - G.711U μ -law - G.722 - G.729AB
- Codec negotiation
- Modem/Fax detection
- Auto gain control
- Adaptive jitter buffer 10-300ms
- Silence suppression
- G.165 Echo Cancellation
- LEC (Line Echo Cancellation) 2- 128ms
- VAD (Voice Activity Detection)
- CNG (Comfort Noise Generation)
- PLC (Packet Loss Concealment)

CATV (OPTIONAL) OPTICAL PARAMETERS

- Saturation power: +2dBm
- Input level range: -10 to 0 dBm
- Input wave length: 1270 - 1610 nm
- Optical connector: SC/APC
- ITU-T G.652 Single Mode fiber
- Software monitoring of RX level in 0.1 dB steps
- Low-signal LED configurable

RF PARAMETERS

- RF connector: 75 Ohm "F"
- Frequency: 45-870MHz
- EIN @ -10dBm: 4 pA/ $\sqrt{\text{Hz}}$
- EIN @ 0dBm: < 14 pA/ $\sqrt{\text{Hz}}$
- Tilt: 5 dB
- RF output AGC @ -8 to 0 dBm (3.5% OMI): 80 dBuV
- Max. RF output @ 0 dBm (3.5% OMI): 96 dBuV
- CNR (CENELEC 42 channels): ≥ 51 dB
- CSO (CENELEC 42 channels): ≥ 60 dBc
- CTB (CENELEC 42 channels): ≥ 60 dBc
- RF filters (optional): up to 2
- Software adjustable RF output level w/ AGC

MANAGEMENT & MONITORING

- Shared or separate IP interface for management
- L1-L3 filters for all local services
- SSHv2 with key authentication
- Telnet with authentication
- End-user oriented web interface (configurable) - Wi-Fi - Guest network - LAN network - Port forwarding, NAT loopback, DMZ, DynDNS, Status and monitoring
- TR-069 supporting - TR-104 (VoIP) - TR-181 (Network)
- CLI with auto-completion
- SNMP v1/v2 (IF-MIB, ICOTERA private MIB)
- Multicast analyzer
 - Debugging of live Multicast streams
 - Provides detailed information from MPEG-TS and RTP layers
- Extensive debug possibilities
- Packet dumping
- ALL settings are stored locally in flash
- Zero-touch configuration with DHCP/TFTP/HTTP/FTP or TR-069
- Automatic firmware and configuration update (polling)
- Dual bank firmware w/ fail-safe upgrading
- LED brightness configurable by operator and/or End-User
- Hardware watchdog
- Wake-on-LAN for WebUI and CLI

OPERATIONAL SPECIFICATIONS

- DC12V input $\pm 10\%$
- Power consumption maximum: 14.4 W (excl. USB ports)
- Operating temperature: 5 - 45°C
- Storage temperature: -20 - 85°C
- Humidity: 5% - 95% (non-condensing)

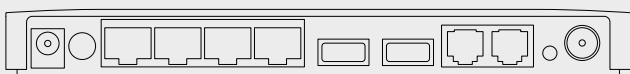
PHYSICAL SPECIFICATIONS CASING

- Weight: 467 g
- Size: 233 x 162 x 41 mm (W x H x D)
- Front LEDs configurable by operator and/or end-user: Power/WAN status (link/traffic/provisioning) - VoIP port 1 - VoIP port 2 - Wi-Fi - CATV (status/signal power)
- LAN status LEDs (link/traffic, duplex) per interface

FIBER TERMINATION UNIT (OPTIONAL)

- Slide-on mechanism for easy installation
- FTU support for - Gas block unit (sold separately) - WDM filter (sold separately)
- Optional blind cover for FTU

i6850 Residential Gateway Configuration possibilities



Gateway Interface Configurations:

Model	Uplink	LAN	USB	POTS	CATV	Wi-Fi	Antennas	Bottom
i6851-00	BX20	4x	2x	2x	1x	802.11b/g/n + 802.11ac	2x2 + 4x4 Int.	FTU/Patch
i6855-00	BX20	4x	2x	2x	-	802.11b/g/n + 802.11ac	2x2 + 4x4 Int.	FTU/Patch

NOTE: Please contact Sales for further details on information listed and feature requests.

GPON FTTH ONT

i5850

Residential ONT

- The Icotera i5850 residential ONT integrates optical Ethernet-based gigabit data transmission with Layer 2-4 functionality, VoIP, 802.11ac & bgn Wi-Fi, CATV and USB 3.0.
- Best-in-class 4x4 Wave 2 MU-MIMO Wi-Fi
- Integrated ICONS remote monitoring solution
- Ease of use & installation
- OLT vendor independent
- Smart Home platform
- Award-winning industrial design



Powerful hardware platform

The Icotera i5850 fiber gateway demonstrates its great strength by bringing together a wide feature set and flawless performance. Its foundation is built on a powerful, cutting-edge dual-core architecture. This, paired with an ASIC for packet forwarding, ensures the platform is always ready to cope with additional tasks while processing VoIP, Gigabit routing of IPv4 with NAT, IPv6 and stateful filtering, traffic switching/bridging and high speed Wi-Fi.

Next generation Wi-Fi solution

With Wi-Fi becoming the preferred communication technology inside the home, the need for fast and stable wireless connections becomes ever more important. The i5850 delivers not only backwards compatibility with any 802.11a/b/g/n Wi-Fi certified device, but also includes the very latest standard – 802.11ac. With the added 802.11ac Wave 2 solution, the i5850 is capable of delivering 1700+300 Mbps and throughput which combined with MU-MIMO is able to deliver more than 1Gbps in real home and office environment.

Innovative feature set

The i5850 provides exceptional Layer 2 functionality that can effortlessly handle 16 bridging instances, 16 Wi-Fi APs over 2 radios, multiple WAN interfaces, PPPoE and in-band secure management. The CATV AGC receiver offers broadband cable-television services to the subscriber with seamless monitoring and configuration of the power levels. As an

optional feature, this fiber gateway offers a complete and customizable filter solution with low-pass filters for individual RF channel plans.

Ease of control

A great variety of management protocols (e.g. OMCI v2, SNMP v1/v2, syslog, SSH, Telnet and TR-069) is integrated and supported, which guarantees effortless control over the i5850. Paired with our fail-proof, zero-touch auto provisioning mechanism, they provide easy and trouble-free daily operations. To guarantee effortless firmware roll-outs, in harsh network environments, the i5850 also comes with dual-bank firmware.

Integrated Smart Home platform

The i5850 residential ONT supports 3rd party Smart Home platforms via state-of-the-art low-consuming wireless technology. A Smart Home platform offers great solutions for end-users within Alarm & Surveillance, Energy Management and Home automation. Via a cloud-based platform the i5850 connects to third party device-hardware, which makes the possibilities for connecting devices close to endless. For the network operator or service provider, a Smart Home platform offers a unique opportunity for additional revenue streams and higher customer loyalty.

i5850 Residential ONT

FEATURES

- Best-in-class Wi-Fi Wave 2 4x4 MU-MIMO solution
- OLT vendor-independent
- Award-winning industrial design
- Integrated CATV solution
- Low power consumption
- Optional operator branding
- Extensive IPv6 support
- Customized firmware
- Built-in Smart Home platform

NETWORK COMMUNICATION GPON INTERFACE

- Single mode fiber (ITU-T G.652) SC/APC connector
- Data rate of 1.244Gbps/2.488Gbps (US/DS)
- Wavelength: TX 1310nm, RX 1490nm
- G.984.1,2,3,4,5 compliant
- Prepared co-existence for NG-PON
- OMClv2 G.988 compliant
- Forward Error Correction (FEC)
- Ethernet GEM support
- Multiple T-CONTs/GEM ports per device
- AES encryption
- Dying Gasp
- Class B+ optics
 - Output level from +3 to +6dBm
 - Receiver sensitivity -30.5dBm

LAN INTERFACE

- 4x RJ45 connectors 10/100/1000 Base T(X)
- Auto-negotiation for speed and duplex
- Auto MDI/MDX
- Jumbo packets
- 802.1x
- Integrated cable tester, detects:
 - Short
 - Open
 - Impedance mismatch
 - Cable length

LAYER 2

- 16 bridge instances
- 64 byte forwarding at line rate
- Jumbo 9k packets
- IGMP v1/v2/v3 snooping
- 802.1p marking
- VLAN support
- Wi-Fi support
- Transparent IPv6 forwarding
- DHCP relay with option 82
- 2k address entries

Wi-Fi INTERFACES

802.11ac Wi-Fi

- 4x4 Wave 2 MU-MIMO
- 5 GHz band w/QAM256 and 80 MHz
- Authentication methods - Open - 802.1x - WEP64 - WEP128 - WPA - WPA2
- Up to 8 SSIDs
- MAC filtering
- Automatic channel selection
- Software Tx power control
- Extensive monitoring
- Neighbour scanning
- Beamforming
- LDPC + STBC
- Band steering

802.11bgn Wi-Fi

- 2T2R MIMO
- 2.4 GHz band w/QAM64 and 40 MHz
- Authentication methods - Open - 802.1x - WEP64 - WEP128 - WPA - WPA2
- Up to 8 SSIDs
- MAC filtering
- Automatic channel selection
- Software Tx power control
- Extensive monitoring
- Neighbour scanning
- Band steering

LAYER 3

- Virtual interfaces
- Multiple WAN interfaces in one router
- 64 byte forwarding at line rate with routing/NAT
- IGMP v1/v2/v3 proxy with fast-leave and monitoring
- Stateful Firewall
- IPv4 - SNAT, DNAT, DMZ - DNS proxy - DHCP client and server
- IPv6 - Prefix delegation RFC3769 - Auto configuration PPPoE (termination)
- 2k HW connection tracking
- SW connection tracking
- RTSP stateful proxy
- Protocol helpers for: SIP, FTP, TFTP

QoS

- 8 queues
- Layer 2 and 3 QoS features - Packet classification marking - Queuing - Scheduling - Rate-limiting
- Marking and Queuing w/ 802.1p, ToS, DiffServ classification
- Globally shared rate-limiting queues

USB

- 1x USB 2.0 host
- 1x USB 3.0 host

VoIP

- 2 separate POTS lines SIP (RFC3261)
- 5 REN support
- DTMF signalling - SIPINFO - Inband - Auto - RFC 2833
- Caller ID support (DTMF/FSK/DTMF DK)
- CLIR
- Advanced dialplan
- B-Number manipulation
- Class 5 services - Forward all calls - Forward on busy - Forward on no answer - Call waiting
- Codecs: G.711A a-Law - G.711U μ -law - G.722 - G.729AB
- Modem/Fax detection
- Auto gain control
- Adaptive jitter buffer 10-300ms
- Silence suppression
- G.165 Echo Cancellation
- LEC (Line Echo Cancellation) 2- 128ms
- VAD (Voice Activity Detection)
- CNG (Comfort Noise Generation)
- PLC (Packet Loss Concealment)

CATV (OPTIONAL) OPTICAL PARAMETERS

- Saturation power: +2dBm
- Input Level range: -10 to 0 dBm
- Input wave Length: 1550 nm
- Optical connector: SC/APC
- ITU-T G.652 Single Mode fiber
- Software monitoring of RX level in 0.1 dB steps
- Low-signal LED configurable

RF PARAMETERS

- RF connector: 75 Ohm "F"
- Frequency: 45-870MHz
- EIN @ -10dBm: 4 pA/ \sqrt Hz
- Tilt: 5 dB
- RF output AGC @ -8 to 0 dBm (3.5% OMI): 80 dBuV
- Max. RF output @ 0 dBm (3.5% OMI): 96 dBuV
- CNR (CENELEC 42 channels): \geq 51 dB
- CSO (CENELEC 42 channels): \geq 60 dBc
- CTB (CENELEC 42 channels): \geq 60 dBc
- RF filters (optional): up to 2
- Software adjustable RF output level w/ AGC

MANAGEMENT & MONITORING

- Shared or separate IP interface (VLAN or virtual) for management
- LI-L3 filters for all local services
- SSHv2 with key authentication
- Telnet with authentication
- End-user oriented web interface (configurable) - Wi-Fi - PPPoE - LAN network - Port forwarding, NAT loopback, DMZ, DynDNS, Status and monitoring
- TR-069 supporting - TR-104 (VoIP) - TR-181 (Network)
- CLI with auto-completion
- SNMP v1/v2 (IF-MIB, ICOTERA private MIB)
- Extensive debug possibilities
- Packet dumping
- All settings are stored locally in flash
- Zero-touch configuration with DHCP/TFTP or TR-069
- Automatic firmware and configuration update (polling)
- Dual bank firmware w/ fail-safe upgrading
- Wake-on-LAN for WebUI and CLI

OPERATIONAL SPECIFICATIONS

- DC12V input \pm 10%
- Power consumption maximum: 14.4 W (excl. USB ports)
- Operating temperature: 0 - 45°C
- Storage temperature: -20 - 85°C
- Humidity: 5% - 95% (non-condensing)

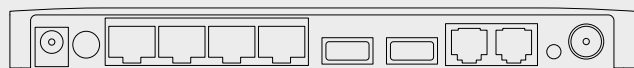
PHYSICAL SPECIFICATIONS CASING

- Weight: 467 g
- Size: 233 x 162 x 41 mm (W x H x D)
- Front LEDs configurable by operator and/or end-user: - OLT link, Power/WAN status (link/traffic/provisioning) - VoIP port 1 - VoIP port 2 - Wi-Fi - CATV (status/signal power)
- LAN status LEDs (link/traffic, duplex) per interface
- LED auto off after timeout period

FIBER TERMINATION UNIT (OPTIONAL)

- Slide-on mechanism for easy installation
- FTU support for - Gas block unit (sold separately) - WDM filter (sold separately)
- Optional blind cover for FTU

i5850 Residential ONT Configuration possibilities



Gateway Interface Configurations:

Model	Uplink	LAN	USB	POTS	CATV	Wi-Fi	Antennas	Bottom
i5851-00	GPON	4x	2x	2x	1x	802.11b/g/n + 802.11ac	2x2 + 4x4 Int.	FTU/Patch
i5855-00	GPON	4x	2x	2x	-	802.11b/g/n + 802.11ac	2x2 + 4x4 Int.	FTU/Patch

NOTE: Please contact Sales for further details on information listed and feature requests.

P2P Layer 2 Switch

i6400-series

Residential Switch

The Icotera i6400 Layer 2 residential fiber switch, prepared for Open Access networks, integrates optical Ethernet-based data transmission with Layer 2-4 functionality, CATV and USB.

- Ease of use & installation
- Vendor independent
- Local 24/7 support
- Smart Home platform
- Award-winning industrial design
- Lowest Total Cost of Ownership



Strong hardware base

The Icotera i6400 is a fully featured Layer 2 fiber switch with an advanced feature set. i6400 is targeted towards open access networks and, in general, operators with a layer 2 demarcation point. All switching is done in hardware, resulting in lightning fast wirespeed gigabit transfer rates and giving the instant-on feeling for the end-user.

State of the art features

The i6400 is a complete, feature-full package of Layer 2 functionalities. Gigabit rates and instant forwarding due to powerful switching capability, optical signal auto-detection and support of 100Base-BX-10/20 and 1000Base-BX standards is a clear token of this high quality switch. The CATV AGC receiver gives the subscriber cable television access with power level configuration and monitoring. To top it off, this fiber switch offers (optionally) individual RF channel plans in a complete filter solution with high-block band attenuation.

Extensive functionality

The i6400 offers an advanced array of traffic control and shaping features, such as: Ethernet and IP filtering up to layer 4, MAC address limiting, IP source guard and VLAN forwarding and filtering. Agile reduction of traffic overhead is managed by jumbo frame forwarding leading to lower packet rates. Adaptive mechanisms control the quality of optical signal (both CATV and DATA) and enable the user to swiftly zero in on any problems in the upstream network. Ethernet link performance

is continuously controlled by 802.3ah OAM instruments that allow prompt resolution of any arising problems. Link state information is propagated on both WAN and LAN side and power consumption is managed with advanced management capabilities.

Full control and management

i6400 can easily be managed by protocols such as EOAM, SNMP v1/v2, SSH/Telnet and TR-069. Supported by our zero-touch auto provisioning mechanism it allows for easy and trouble-free daily operations.

Integrated Smart Home platform

The i6400 Layer 2 switch supports 3rd party Smart Home platforms via state-of-the-art low-consuming wireless technology. A Smart Home platform offers great solutions for end-users within Alarm & Surveillance, Energy Management and Home automation. Via a cloud-based platform the i6400 connects to third party device-hardware, which makes the possibilities for connecting devices close to endless. For the network operator or service provider, a Smart Home platform offers a unique opportunity for additional revenue streams and higher customer loyalty.

i6400 Residential Switch

FEATURES

- Award-winning industrial design
- Vendor-independent
- Integrated CATV solution (optional)
- Developed and manufactured in Europe
- Optional operator branding
- Customized firmware
- Extensive IPv6 support
- Built-in Smart Home platform

NETWORK COMMUNICATION WAN INTERFACE

- Single mode fiber (ITU-T G.652) SC/PC connector
- 100BaseBX10/20 compliant
- 1000BaseBX10/20 compliant
- Tx: 1310 nm, Rx: 1480–1600 nm
- Operating distance: 20 km
- Transmit power: -7 – -2 dBm
- Receive sensitivity: -3 – -23 dBm
- Class I laser product
- Jumbo packets
- DDM (optional), providing measurements of:
 - TX Power
 - RX Power
 - Temperature
 - Voltage
 - Current TX Bias
- Link propagation

WAN INTERFACE (i6407)

- 100/1000 SFP w/ DDM support
- 10/100/1000Base-T(x) RJ45-connector
- Combo or standalone mode
- Automatic uplink detection
- Link propagation
- Auto-negotiation for speed and duplex
- Auto MDI/MDX

LAN INTERFACE

- 4x 10/100/1000Base-T(x) RJ45 connector (5x ports for i6407 variant)
- Auto-negotiation for speed and duplex
- Auto MDI/MDX
- Jumbo packets
- Link propagation
- Cable tester, detects:
 - Short
 - Open
 - Impedance mismatch
 - Cable length

LAYER 2

- Jumbo packet forwarding
- OSI Layer 2 filtering
- 4k VLAN
- VLAN filtering
- VLAN remapping
- VLAN termination
- MAC limiting (1–254 or disabled)
- IGMP v1/v2 snooping
- MLD v1/v2 snooping
- QinQ
- Port mirroring
- Loop detection
- Broadcast suppression

LAYER 3

- IP source guard
- ARP inspection
- OSI Layer 3 and 4 filtering by ACLs

QoS

- 4 queues per interface
- Ingress/Egress rate limiting per
 - Port
 - Queue
 - Access list
- Rate limiting in 32 Kbps steps
- DSCP mapping/remapping
- ToS mapping/remapping
- 802.1p mapping/remapping
- Mechanisms
 - Weighted Fair Queuing
 - Strict SP

CATV (OPTIONAL) OPTICAL PARAMETERS

- Saturation power: +2dBm
- Input Level range: -10 to 0 dBm
- Input wave Length: 1310/1550 nm
- Optical connector: SC/APC
- ITU-T G.652 Single Mode fiber
- Software monitoring of RX level in 0.1 dB steps
- Low-signal LED configurable

RF PARAMETERS

- RF connector: 75 Ohm "F"
- Frequency: 45–870MHz
- EIN @ -10dBm: 4 pA/√Hz
- Tilt: 5 dB
- RF output AGC @ -8 to 0 dBm (3.5% OMI): 80 dBuV
- Max. RF output @ 0 dBm (3.5% OMI): 96 dBuV
- CNR (CENELEC 42 channels): ≥ 51 dB
- CSO (CENELEC 42 channels): ≥ 60 dBc
- CTB (CENELEC 42 channels): ≥ 60 dBc
- RF filters (optional): up to 2
- Software adjustable RF output level w/ AGC

USB

- 2.0 USB port
- Prepared for
 - Z-Wave
 - ZigBee
 - CAT-iq
 - Storage

MANAGEMENT & MONITORING

- IPv4 management interface
- Separate VLAN (optional)
- Access filtering based on IP source network
- Zero-touch provisioning with DHCP/ TFTP/HTTP/FTP and TR-069/TR-181 with HTTPS
- Multicast analyzer
 - Debugging of live Multicast streams
 - Provides detailed information from MPEG-TS and RTP Layers
- Host simulation tool
- Adjustable outage portal
- 64-bit port counters
 - Unicast
 - Packet size (64, 128, 256, 512, 1024, 1518, 9k)
 - Multicast
 - Broadcast
 - FCS error
 - Align error
 - Undersized
 - Fragmented
 - Too long
 - Good byte
 - Bad byte
 - Overflow
 - Filtered
 - Collisions

- SNMP v1/v2
 - IF-MIB2
 - Icotera private MIB
 - Community protected
 - Traps
- 802.3ah OAM
 - Link performance monitoring
 - Fault detection
 - Loopback testing
- Automatic firmware and configuration update (polling)
- Dual bank firmware w/ fail-safe upgrading

OPERATIONAL SPECIFICATIONS

- DC12V input (±10%)
- Power consumption: 2.4–7.6W
- Operating temperature: 5 – 45°C
- Storage temperature: -20 – 85°C
- Humidity: 5% – 95% (non-condensing)

PHYSICAL SPECIFICATIONS CASING

- Weight: 395 g
- Size: 190 x 132 x 48 mm (W x H x D)
- Front LEDs configurable by operator:
 - Power/WAN status (link/traffic/provisioning)
 - CATV (status/signal power)
- LAN status LEDs (link/traffic, duplex) per interface
- LED auto off after timeout period

FIBER TERMINATION UNIT (OPTIONAL)

- Slide-on mechanism for easy installation
- FTU support for
 - Gas block unit (sold separately)
 - WDM filter (sold separately)
- Optional blind cover for FTU

i6400 Residential Switch Configuration possibilities



Gateway Interface Configurations:

Model	Uplink	LAN	USB	CATV	Bottom
i6401	BX20	4x	1x	1x	FTU / Patch
i6405	BX20	4x	1x		FTU / Patch
i6407	RJ45/SFP	4/5x	1x		Patch (Roll-up)

NOTE: Please contact Sales for further details on information listed and feature requests.


Ethernet Router

i4850-series

Residential Router

The Icotera i4850 residential ethernet router integrates Ethernet-based gigabit data transmission with Layer 2-4 functionality, VoIP, 802.11ac & bgn Wi-Fi, and USB 3.0.

- State of the art 4x4 Wave 2 MU-MIMO Wi-Fi
- Ease of use & installation
- Vendor independent
- Smart Home platform
- Award-winning industrial design
- Lowest Total Cost of Ownership



Powerful hardware architecture

The Icotera i4850 ethernet router demonstrates its great strength by bringing together a wide feature set and flawless performance. Its foundation is built on a powerful, cutting-edge dual-core architecture. This, paired with an ASIC for packet forwarding, ensures the platform is always ready to cope with additional tasks while processing VoIP, Gigabit routing of IPv4 with NAT, IPv6 and stateful filtering, traffic switching/bridging and high speed Wi-Fi.

Next generation Wi-Fi solution

With Wi-Fi becoming the preferred communication technology inside the home, the need for fast and stable wireless connections is becoming ever more important. The i4850 delivers not only backwards compatibility with any 802.11a/b/g/n Wi-Fi certified device, but also includes the very latest standard – 802.11ac. With the added 802.11ac Wave 2 solution, the i4850 is capable of delivering 1700+300 Mbps and throughput which combined with MU-MIMO is able to deliver more than 1Gbps in real home and office environment.

Innovative feature set

The i4850 provides exceptional Layer 2 functionality that can effortlessly handle 16 bridging instances, 16 Wi-Fi APs over 2

radios, multiple WAN interfaces, PPPoE and in-band secure management.

Ease of control

A great variety of management protocols (e.g. SNMP v1/v2, syslog, SSH, Telnet and TR-069) is integrated and supported, which guarantees effortless control over the i4850. Paired with our fail-proof, zero-touch auto provisioning mechanism, they provide easy and trouble-free daily operations. To guarantee trouble-free firmware roll-outs, in harsh network environments, the i4850 also comes with dual-bank firmware.

Integrated Smart Home platform

The i4850 ethernet router supports 3rd party Smart Home platforms via state-of-the-art low-consuming wireless technology. A Smart Home platform offers great solutions for end-users within Alarm & Surveillance, Energy Management and Home automation. Via a cloud-based platform the i4850 connects to third party device-hardware, which makes the possibilities for connecting devices close to endless. For the network operator or service provider, a Smart Home platform offers a unique opportunity for additional revenue streams and higher customer loyalty.

i4850 Residential Router

FEATURES

- Best-in-class Wi-Fi solution
- Vendor-independent
- Award-winning industrial design
- Low power consumption
- Optional operator branding
- Extensive IPv6 support
- Customized firmware
- Built-in Smart Home platform

NETWORK COMMUNICATION WAN INTERFACE

- 1 RJ45 connector 10/100/1000 Base T(X)
- Full-duplex transmission
- Auto-negotiation for speed and duplex
- Auto MDI/MDX

LAN INTERFACE

- 4 RJ45 connectors 10/100/1000 Base T(X)
- Auto-negotiation for speed and duplex
- Auto MDI/MDX
- Jumbo packets
- 802.1x
- Integrated cable tester, detects:
 - Short
 - Open
 - Impedance mismatch
 - Cable length

LAYER 2

- 16 bridge instances
- 64 byte forwarding at line rate
- Jumbo 9k packets
- IGMP v1/v2/v3 snooping
- 802.1p marking
- VLAN support
- Wi-Fi support
- Transparent IPv6 forwarding
- DHCP relay with option 82
- 2k address entries
- Rate-limit per switch port

Wi-Fi INTERFACES

802.11ac Wi-Fi

- 4x4 Wave 2 MU-MIMO
- 5 GHz band w/QAM256 and 80 MHz
- Authentication methods - Open - 802.1x - WEP64 - WEPI28 - WPA - WPA2
- Up to 8 SSIDs
- MAC filtering
- Advanced channel selection
- Software Tx power control
- Extensive monitoring
- Neighbour scanning
- Beamforming
- LDPC + STBC
- Wireless Client Isolation
- Airtime management
- Client roaming
- Band steering
- Meshing

802.11bgn Wi-Fi

- 802.11B/G/N 2x2:2 MIMO
- 2.4 GHz band w/QAM64 and 40 MHz
- Authentication methods - Open - 802.1x - WEP64 - WEPI28 - WPA - WPA2
- Up to 8 SSIDs
- MAC filtering
- Advanced channel selection
- Software Tx power control
- Extensive monitoring
- Neighbour scanning
- Wireless Client Isolation
- Band steering

LAYER 3

- Virtual interfaces
- Multiple WAN interfaces in one router
- 64 byte forwarding at line rate with routing/NAT
- IGMP v1/v2/v3 proxy with fast-leave and monitoring
- Stateful Firewall
- IPv4 - SNAT, DNAT, DMZ - DNS proxy - DHCP client and server
- IPv6 - Prefix delegation RFC3769 - DHCP client
- PPPoE (termination)
- 2k HW connection tracking
- SW connection tracking
- RTSP stateful proxy
- Protocol helpers for: SIP, FTP, TFTP, PPTP, L2TP and IPSec
- DNS based Parental-Control
- Guest Access

QoS

- 8 queues
- Layer 2 and 3 QoS features - Packet classification marking - Queueing - Scheduling - Rate-limiting
- Marking and Queueing w/ 802.1p, ToS, DiffServ classification
- Globally shared rate-limiting queues

USB

- 1x USB 3.0 host
- 1x USB 2.0 host
- Prepared for: Z-Wave, ZigBee, CAT-iq, Storage, Printers

VoIP

- 2 separate POTS lines SIP (RFC3261)
- 5 REN support
- DTMF signalling - SIP INFO - Inband - Auto - RFC 2833
- Caller ID support (DTMF/FSK/DTMF DK)
- CLIR
- Advanced dialplan
- B-Number manipulation
- Class 5 services - Forward all calls - Forward on busy - Forward on no answer - Call waiting
- Codecs: G.711A a-law - G.711U μ -law - G.722 - G.729AB
- Codec negotiation
- Modem/Fax detection
- Auto gain control
- Adaptive jitter buffer 10-300ms
- Silence suppression
- G.165 Echo Cancellation
- LEC (Line Echo Cancellation) 2- 128ms
- VAD (Voice Activity Detection)
- CNG (Comfort Noise Generation)
- PLC (Packet Loss Concealment)

MANAGEMENT & MONITORING

- Shared or separate IP interface for management
- L1-L3 filters for all local services
- SSHv2 with key authentication
- Telnet with authentication
- End-user oriented web interface (configurable) - Wi-Fi - Guest network - LAN network - Port forwarding, NAT loopback, DMZ, DynDNS, Status and monitoring
- TR-069 supporting - TR-104 (VoIP) - TR-181 (Network)
- CLI with auto-completion
- SNMP v1/v2 (IF-MIB, ICOTERA private MIB)
- Multicast analyzer
 - Debugging of live Multicast streams
 - Provides detailed information from MPEG-TS and RTP layers
- Extensive debug possibilities
- Packet dumping
- All settings are stored locally in flash
- Zero-touch configuration with DHCP/TFTP/HTTP/FTP or TR-069
- Automatic firmware and configuration update (polling)
- Dual bank firmware w/ fail-safe upgrading
- LED brightness configurable by operator and/or End-User
- Hardware watchdog
- Wake-on-LAN for WebUI and CLI

OPERATIONAL SPECIFICATIONS

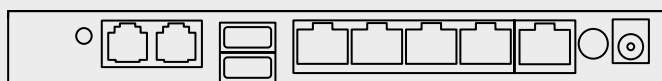
- DC12V input \pm 10%
- Power consumption maximum: 14.4 W (excl. USB ports)
- Operating temperature: 5 - 45°C
- Storage temperature: -20 - 85°C
- Humidity: 5% - 95% (non-condensing)

PHYSICAL SPECIFICATIONS

CASING

- Weight: 597 g
- Size: 215 x 215 x 50 mm (W x H x D)
- Front LEDs configurable by operator and/or end-user: Power/WAN status (link/traffic/provisioning) - VoIP port 1 - VoIP port 2 - Wi-Fi
- LAN status LEDs (link/traffic, duplex) per interface
- WPS button

i4850 Residential Router Configuration possibilities



Gateway Interface Configurations:

Model	Uplink	LAN	USB	POTS	Wi-Fi	Antennas
i4850-00	RJ45	4x	2x	2x	802.11b/g/n + 802.11ac	2x2 + 4x4 Int.

NOTE: Please contact Sales for further details on information listed and feature requests.

Wi-Fi Access Point

i3550-series

Residential Access Point

The Icotera i3550 is a Wi-Fi Access Point, repeater, Ethernet and wireless bridge. It delivers 1733 (4x4) + 300 (2x2) Mbps Wi-Fi throughput and includes the latest 4x4:4 802.11ac Wave 2 & 2x2:2 bgn Wi-Fi standard.

- State of the art 4x4 Wave 2 MU-MIMO Wi-Fi with multiple Wi-Fi access points, client roaming, meshing, beamforming, and band steering
- Ease of use & installation
- Vendor independent
- Award-winning industrial design
- Lowest Total Cost of Ownership



Remote management

CWMP (TR-069, TR-181) support. Also supports local Web UI, configuration by the local gateway.

2 Gigabit LAN ports

With full IGMP and multicast support to allow for easy in-home installation and network expansion.

Easy and simple installation

Designed for installations by end-users, it's plug n' play!

Expand the wireless home

Without complicated configuration, the i3550 simply configures itself and other Icotera network products to deliver the best possible networking experience whether it be cabled or wireless using techniques such as wireless roaming, meshing and secure authentication.

Guest access

Both on cabled and wireless media, your private network is protected against the untrusted devices you allow into your home and network.

Backward compatible

Compatible with 802.11a/b/g/n/ac wireless standards.

MSSID (Multi SSID)

Multiple SSIDs can be created to allow different users access

to the Internet network, even creating public Hotspots are done simply with a click of a button.

Designed for the operator

But with the customer in mind. The operator will always have the possibility to support their clients with full remote access for monitoring and debugging.

Advanced wireless security

WPA2-PSK, WPA2-802.1x.

Power efficient

Product goes to Network standby mode immediately if there is no LAN or Wireless activity.

Great esthetic design

Both in form and shape the i3500 has great design attributes, but it also does an outstanding job making itself hidden by only using the LEDs if there is actually something to tell – and that in the most intuitive way possible.

Wireless high-data transmission

Support for secured & prioritised high data connections between i3550 and e.g. Internet enabled TV's, STB or other Wi-Fi access points. This functionality enhances the distribution of Wi-Fi throughout the home and the Quality of Experience for the end user.

i3550 Residential Access Point

FEATURES

- Best-in-class Wi-Fi solution
- Award-winning industrial design
- Low power consumption
- Optional operator branding
- Customized firmware

NETWORK COMMUNICATION

LAN INTERFACE

- 2 RJ45 connectors 10/100/1000 Base T(X)
- Auto-negotiation for speed and duplex
- Auto MDI/MDX
- Jumbo packets
- 802.1x

LAYER 2

- 16 bridge instances
- 64 byte forwarding at line rate
- Jumbo 9k packets
- IGMP v1/v2/v3 snooping
- 802.1p marking
- VLAN support
- Wi-Fi support
- Transparent IPv6 forwarding
- 2k address entries

Wi-Fi INTERFACES

802.11ac Wi-Fi

- 4x4 Wave 2 MU-MIMO
- 5 GHz band w/QAM256 and 80 MHz
- Authentication methods - Open - 802.1x - WPA2
- Up to 4 SSIDs
- MAC filtering
- Advanced channel selection
- Background DFS scan
- Software Tx power control
- Extensive monitoring
- Neighbour scanning
- Beamforming
- LDPC + STBC
- Wireless Client Isolation
- Airtime management
- Client roaming
- Band-steering
- Meshing
- Wi-Fi Multimedia

802.11bgn Wi-Fi

- 802.11B/G/N 2x2:2 MIMO
- 2.4 GHz band w/QAM64 and 40 MHz
- Authentication methods - Open - 802.1x - WEP64 - WEPI28 - WPA - WPA2
- Up to 4 SSIDs
- MAC filtering
- Advanced channel selection
- Software Tx power control
- Extensive monitoring
- Neighbour scanning
- Wireless Client Isolation
- Band-steering
- Wi-Fi Multimedia

QoS

- 8 queues
- Layer 2 and 3 QoS features - Packet classification marking - Queuing - Scheduling - Rate-limiting
- Marking and Queuing w/ 802.1p, ToS, DiffServ classification

MANAGEMENT & MONITORING

- Shared or separate IP interface (VLAN or virtual) for management
- L1-L3 filters for all local services
- End-user oriented web interface (configurable) - Wi-Fi - LAN network
- TR-069 supporting - TR-181 (Network)
- SNMP v1/v2 (IF-MIB, ICOTERA private MIB)
- Extensive debug possibilities
- Packet dumping
- ALL settings are stored locally in flash
- Zero-touch configuration with DHCP/TFTP or TR-069 or via the Local gateway
- Automatic firmware and configuration update (polling)
- Dual bank firmware w/ fail-safe upgrading

OPERATIONAL SPECIFICATIONS

- DC12V input $\pm 10\%$
- Operating temperature: 0 - 45°C
- Storage temperature: -20 - 85°C
- Humidity: 5% - 95% (non-condensing)

PHYSICAL SPECIFICATIONS CASING

- Front RGB LEDs configurable by operator and/or end-user: Power/WAN status (link/traffic/provisioning) - Wi-Fi - LAN status LEDs (link/traffic, duplex) per interface
- LED auto off
- WPS button

i3550 Residential Access Point Configuration possibilities



Gateway Interface Configurations:

Model	LAN	Wi-Fi
i3550-00	2x	11.BGN 2x2:2 + 11.ANAC 4x4:4



Icotera A/S

Vibeholms Allé 16
2605 Brøndby
Denmark

Phone: +45 7010 0033
Mail: info@icotera.com
Web: www.icotera.com

Product catalogue rev. 5.8 © Icotera 2019